

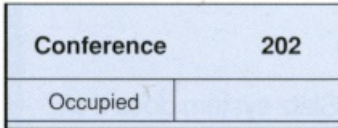


Interior Facility Directory Systems

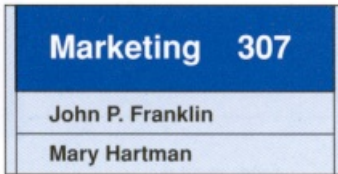
ROOM IDENTIFICATION




TYPE BD RI 1 A
SIZE 2 3/8" x 6"



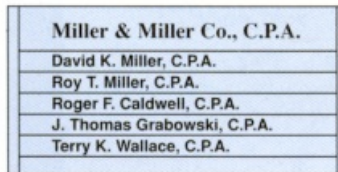
TYPE BD RI 2 A
SIZE 3 1/4" x 10"



TYPE BD RI 3 B
SIGN SIZE 6 5/8" x 12 5/8"
COPY HEIGHT (2) 1 1/2" x 12"



TYPE BD RI 4 B
SIZE 6 5/8" x 12 5/8"
PLATE SIZES (4) 5/8" x 12"



TYPE BD RI 5 B
SIZE 6 5/8" x 12 5/8"
PLATE SIZES (6) 5/8" x 12"



SYMBOL/REGULATORY



TYPE BD SR 6 A
SIZE 6 5/16" x 6 1/2"



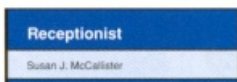
PERSONNEL IDENTIFICATION



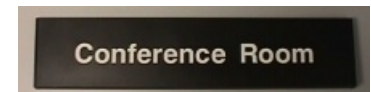
TYPE BD PI 7 A
SIZE 1 1/2" x 10"



TYPE BD PI 8 A
SIZE 2 1/4" x 10"



TYPE BD PI 9 A
SIZE 3 1/4" x 10"



INTERIOR

METAL
EXTRUSION
SYSTEM

Corporate
Metal
Extrusion
Systems 3

800-4-ANY-SIGN.com

"Call or Click"

Industrial Design/ Engineering/ Marketing/ Signs/ Displays/ Exhibits/ Visual Solutions